

TALL
GLASS
SERIES

Unit Illustrated: MQV6L1NE2 Direct Vent Fireplace (Natural Gas), MQG5C Ember Glass (Bronze x2), MQ42LOG3 Log Set (Driftwood), MQSTONE10 Decorative Stones (10 pce), MQVL61RGB Reflective Glass Liner (Back), MQVL61RGE Reflective Glass Liner (Ends).

(Chase must be vented below and above appliance. Consult manual for instructions).



 **marquis**
FIREPLACE COLLECTION

Enclave 61/62

Zero Clearance Direct Vent Gas Fireplace
(Single-Sided, See-Through)

Creating a new dimension.

With a larger tall-glass viewing area, the 61/62 Enclave from Marquis delivers maximum wow factor.

Amazingly versatile, this high-impact fireplace can be styled to suit your design aesthetic with a range of liners and accessories — from driftwood logs and contemporary rocks to cannonballs and decorative glass.

The Enclave's innovated vented chase technology means that you can clad the fireplace with combustible material up to the glass door opening.

Follow the instructions in the manual for venting the chase (opening above and below the appliance is required).

Standard Features

- Accent Lighting:
LED Lighting (non-dimmable)
- Invisible Glass Safety Barrier
- Proflame II Models include Remote Control with the following features: flame adjustment, thermostat, smart thermostat (WIFI Compatibility*) and accent lighting control
- Cool Touch Wall Technology: the chase of the appliance must be vented to achieve Cool Touch Walls or reduced mantel clearances

* Smartphone (local WIFI only)



FIND
ALL DETAILED
ENCLAVE
MANUALS

Optional Features

- Surrounds:**
Black or Stainless
- Liners:**
Reflective Glass, Fluted Brick
- Media Options (Required):**
Glass Media (Glacier Ice, Cobalt Blue, Black, Bronze, White)
- Additional Media (Optional):**
Cannonballs, Decorative Stones, Contemporary Rocks, Ember Chunks
- Log Sets:**
Oak, Birch, and Driftwood Sets
- Enclosure Grills:**
Front or Sides – Unfinished
- Wall Mount Battery Holder (WMBH):**
The battery holder provides power to the IPI system in case of power failures. Locating the battery holder outside of the fireplace (wall mount), provides a convenient and accessible location for battery installation and removal.

Benefits of our Cool Wall Vented Chase Technology**

- Zero Clearances to TVs and Artwork
- No fans required to vent the chase, will work during power failures (batteries required)
- Allows for all wood framing
- Combustible materials may be used right up to the glass door opening
- Seamless glass, removes the need for steel safety screen barrier
- Allows for reduced mantel clearances

**This appliance is approved for use with 5/8" Kingsman Flex, M&G-DuraVent Direct Vent system (Model DV-GS Series) and Snorkel, BDM Pro Form Direct Vent, Ameri-Vent Direct Vent Pipe System, ICC Excel Direct, Metal Fab Sure-Seal DV and Selkirk Direct Temp. When using ICC Excel Direct a one-foot section of 5/8" MG DuraVent must be used as a starter collar at the flue of the appliance.

Specifications

MODELS >	MQVL61NE2	MQVL61LPE2	MQVLST62NE2	MQVLST62LPE2
Type	SINGLE-SIDED	SINGLE-SIDED	SEE-THROUGH	SEE-THROUGH
Fuel	Natural Gas	Propane	Natural Gas	Propane
Gas Control	IPI PF2	IPI PF2	IPI PF2	IPI PF2
Input Max.	45,000 BTU	44,000 BTU	45,000 BTU	44,000 BTU
Input Min.	29,000 BTU	34,000 BTU	29,000 BTU	34,000 BTU
Venting	5/8"	5/8"	5/8"	5/8"
Glass Size	61 7/16" W x 21 5/16" H	61 7/16" W x 21 5/16" H	61 7/16" W x 21 5/16" H	61 7/16" W x 21 5/16" H
Glass Type	Ceramic	Ceramic	Ceramic	Ceramic
FE (P.4.1-15)	60.10%	64.08%	62.57%	65.36%

THE FIREPLACE CHASE MUST BE VENTED BOTH ABOVE AND BELOW APPLIANCE*

ABOVE appliance: 220 sq./in. BELOW appliance: 100 sq./in.

*When venting below the appliance, this can be right below the fireplace (with a floating hearth) or at the bottom of the base. Consult Installation Manual for requirements and further clarification.

Unit Illustrated:

MQVL61NE2 Direct Vent Fireplace (Natural Gas), MQG5C Ember Glass (Bronze x2), MQLOAK1/MQLOAK2 Log Sets (Oak), MQSTONE10 Decorative Stones (10 pce), VL61S1BL Surround (Black), MQVL61RGB Reflective Glass Liner (Back), MQVL61RGE Reflective Glass Liner (Ends).

(Chase must be vented below and above appliance. Consult manual for instructions).



Unit Illustrated:

MQVLST62NE2 Direct Vent Fireplace (Natural Gas), MQ42LOG1 Log Set (Driftwood), MQG5C Ember Glass (Bronze x2), VL60EGS Grill (side).

(Chase must be vented below and above appliance. Consult manual for instructions).

Accessories

BURNERS / LOG SETS / MEDIA



F7 Pro Burner – MQG5C Ember Glass (Bronze x3)



F3 Pro Burner – MQLOAK1 (5-Piece) and MQLOAK2 (4-Piece) Oak Set (Add-On Set)



F7 Pro Burner – MQRBD3 (5-Piece) / MQRBD4 (3-Piece) Driftwood Set



F3 Pro Burner – M42LOG3 (6-Piece) Driftwood Set



F3 Pro Burner – MQ42LOG1 (8-Piece) Driftwood Set



F7 Pro Burner – MQRBRW (5-Piece) Birch Set

MEDIA OPTIONS



MQG5ZG – Zircon Glacier Ice Glass



MQG5A – Cobalt Ember Glass



MQG5B – Black Ember Glass



MQG5C – Bronze Ember Glass



MQG5W – White Ember Glass



MQEMBER – Ember Chunks



MQSTONE – Decorative Stones




MQROCK2 – Natural Rocks



RBCB1 – Multi-Colored Cannonballs

LINERS



RLF – Fluted



GR – Glass Reflective

REMOTE



PF2




FOR CALIFORNIA RESIDENTS ONLY:
WARNING! This product can expose you to chemicals including Carbon Monoxide, that is an externally vented by-product of fuel consumption, which is [are] known to the State of California to cause birth defects or other reproductive harm. For more information, visit www.P65Warnings.ca.gov.

Burner Comparison

F7 PRO BURNER

LINEAR FLAME PATTERN (MQVL6162BF7 – DEALER INSTALLED)



MQVLST62NE2 Direct Vent Fireplace (Natural Gas), MQG5C Ember Glass (Bronze x2), MQRBD3/MQRBD4 Log Sets (Driftwood), MQSTONE10 Decorative Stones (10 pce), MQVL6162BF7 Pro Burner F7 (Linear Flame Pattern).

F3 PRO BURNER

TRI-FLAME (FACTORY INSTALLED)




MQVLST62NE2 Direct Vent Fireplace (Natural Gas), MQG5C Ember Glass (Bronze x2), MQLOAK1/MQLOAK2 Log Sets (Oak), MQSTONE10 Decorative Stones (10 pce), VL61S1BL Surround (Black).

Unit Illustrated:
 MQVLST62NE2 Direct Vent Fireplace (Natural Gas), MQRBRW Log Set (Birch), MQG5C Ember Glass (Bronze x2), MQSTONE10 Decorative Stones (10 pce), MQVL60S1BL Surround (Black).
 (Chase must be vented below and above appliance. Consult manual for instructions).



Marquis Fireplaces maintains a program of continuous testing, refinement and improvements of all its products. Some aspect of units shown here may be changed at any time without notice or obligation.
 Certification: Certified to ANSI Z21.88-2017, CSA 2.33-2017 Vented Gas Fireplace Heaters.
 Note: Components may have to be ordered separately to create a complete unit. Discuss with your local Marquis Dealer for clarification.

Canada
ENERGUIDE
 Look for the **EnerGuide** Gas Fireplace Energy Efficiency Rating in this brochure
 Based on CSA P.4.1-15




Crafted entirely in Canada, each Marquis fireplace is built to the highest standards and made to last.

LIMITED LIFETIME WARRANTY

2340 Logan Avenue
 Winnipeg, Manitoba, CAN
 R2R 2V3
 Phone: 204.632.1962
 Fax: 204.632.1960
marquisfireplaces.net

Printed in Canada
 B107 – 05/2026